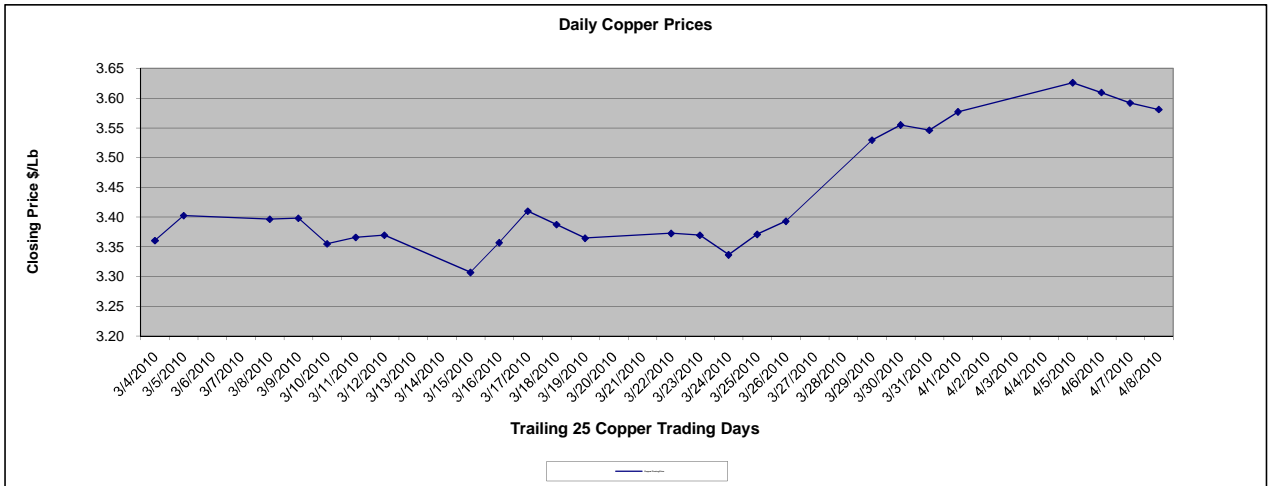
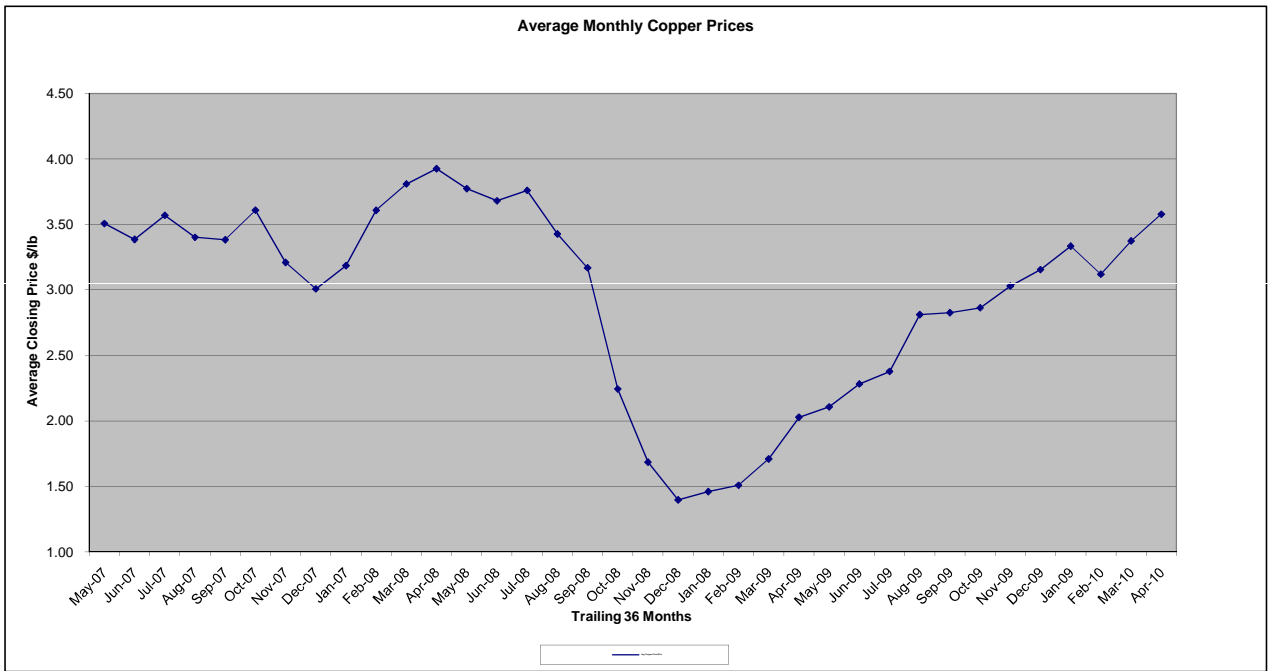


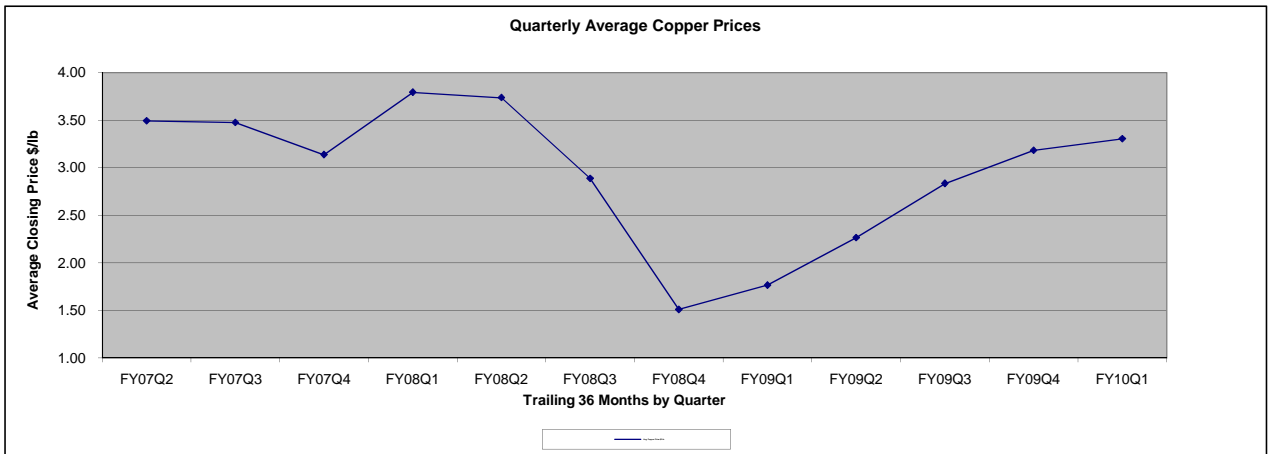
Daily	
Copper Trading Day	Copper Closing Price
3/4/2010	3.36
3/5/2010	3.40
3/8/2010	3.40
3/9/2010	3.40
3/10/2010	3.36
3/11/2010	3.37
3/12/2010	3.37
3/15/2010	3.31
3/16/2010	3.36
3/17/2010	3.41
3/18/2010	3.39
3/19/2010	3.36
3/22/2010	3.37
3/23/2010	3.37
3/24/2010	3.34
3/25/2010	3.37
3/26/2010	3.39
3/29/2010	3.53
3/30/2010	3.56
3/31/2010	3.55
4/1/2010	3.58
4/5/2010	3.63
4/6/2010	3.61
4/7/2010	3.59
4/8/2010	3.58



Monthly	
Fiscal Month	Avg Copper Price \$/Lb
May-07	3.51
Jun-07	3.38
Jul-07	3.57
Aug-07	3.40
Sep-07	3.38
Oct-07	3.61
Nov-07	3.21
Dec-07	3.01
Jan-07	3.18
Feb-08	3.61
Mar-08	3.81
Apr-08	3.92
May-08	3.77
Jun-08	3.68
Jul-08	3.76
Aug-08	3.43
Sep-08	3.17
Oct-08	2.24
Nov-08	1.68
Dec-08	1.40
Jan-08	1.46
Feb-09	1.51
Mar-09	1.71
Apr-09	2.03
May-09	2.11
Jun-09	2.28
Jul-09	2.38
Aug-09	2.81
Sep-09	2.83
Oct-09	2.86
Nov-09	3.03
Dec-09	3.15
Jan-09	3.33
Feb-10	3.12
Mar-10	3.37
Apr-10	3.58



Quarterly	
Quarter	Avg Copper Price \$/Lb
FY07Q2	3.49
FY07Q3	3.48
FY07Q4	3.14
FY08Q1	3.79
FY08Q2	3.74
FY08Q3	2.89
FY08Q4	1.51
FY09Q1	1.77
FY09Q2	2.27
FY09Q3	2.84
FY09Q4	3.18
FY10Q1	3.31



Note: Raw Copper is just one component of wire market pricing and should be used only as a reference. Check with your HD Supply wire specialist for more specific guidance and pricing